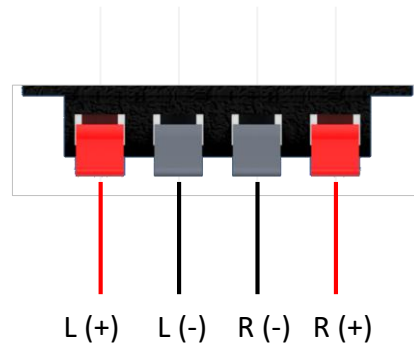



LSH / LST soundbar systems



1.
Remove the front from the speaker.
Pull gently at the front cover.
Peel of the corners.

2.
Connect the amplifier cables to the speaker using the connector inside the speaker.
It is also possible to insert a small amplifier inside the speaker. Use double adhesive tape to secure it firmly.



3.
For installing the soundbar to a table stand, wall mount or floor stand, follow up the manual provided with the accessory.

Available accessories:

- Table stand
- Wall mount
- Floor stand mounting bracket
- Subwoofer LS-80SW

Installing the LSS-SB20 or SB40 in a VCF furniture

1.



Remove the rear panel from the furniture. (and if wished the top panel to install the speaker in the furniture).

Rotate-in the brackets into the profile slots of the VCF furniture.


Fasten the speaker gently with an alan key on any desired height in the furniture.

2.

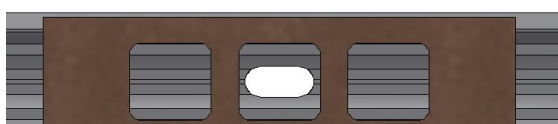
Connect the amplifier cables to the speaker using the connector on the back side of the speaker.



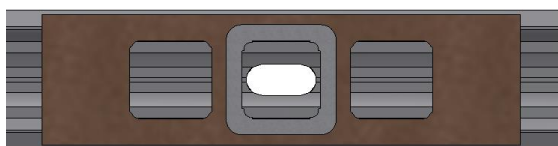
Installing the System-55 in a LSS / LST soundbar



Follow step by step the below listed instructions for installing System 55 units in the soundbar. System 55 is available in 1-2-3 versions.



Remove front covers



Install frame



Install unit



Install cover



Install frame cover



Install covers

Audipack's general conditions of sales and delivery apply to all of Audipack's deliveries. These conditions can be downloaded from Audipack's website, www.audipack.com, or will be sent by post on request.

Audipack liefert ausschließlich unter die allgemeine Verkauf- und Lieferungsbedingungen von Audipack. Diese Bedingungen sind zum downloaden verfügbar auf die Webseite von Audipack, www.audipack.com, oder werden Ihnen auf Anfrage per Post gesendet.

Alle leveringen geschieden uitsluitend volgens de Algemene Verkoop- en Leveringsvoorwaarden van Audipack. Een afschrift hiervan kunt u downloaden van de website van Audipack, www.audipack.com, of wordt u op aanvraag gestuurd per post.

Les conditions de vente et de livraison de Audipack s'appliquent à tous les livraisons de Audipack. Cette conditions sont disponible sur le site internet de Audipack, www.audipack.com, où seront envoyé par poste sur demande.

AUDIPACK

Industriestraat 2-4
2751 GT Moerkapelle
the Netherlands

Tel: +31(0)795931671
Fax: +31(0)795933115
Email: audipack@audipack.com

www.audipack.com

Audipack reserves the right to make changes in specifications and other information contained in this document without prior written notice. The information provided herein is subject to change without notice. In no event shall Audipack be liable for any incidental, special, indirect, or consequential damages whatsoever, including but not limited to lost profits, arising out of or related to this manual or the information contained herein, even if Audipack has been advised of, known, or should have known, the possibility of such damages.