



Audipack®

It's great to have solutions...

**Service manual
Projector lift
systems**



Every lift systems requires a 6 month check-up. This to insure safety and reliability of the product and users.

Standard lift systems (please refer to the terms of delivery) have a 3 year factory carry-in warranty. When systems are installed and need service / repair in the warranty period the system can be shipped to Audipack or a service call can be made to Audipack. Warranty is only valid on the (original)product, not on travel expenses.

Warranty (guarantee) terms

The guarantee period on the system starts after first invoice date (serial number related).

Warranty is valid when every 6 months the enclosed maintenance check is performed and returned to Audipack.

The guarantee is limited to the free delivery of parts which are broken or malfunctioning due to construction-, manufacturing- or material faults.

Replaced parts are to be returned to Audipack and become property of Audipack.

The guarantee rights become no longer valid in the following situations:

- If third parties (Audipack service qualified distributors excluded), unless approved by Audipack, perform repairs or replace any.
- When Audipack installation instructions are not followed, maintenance is not performed or the when the lift-system is not used properly (for instance overloading the system)
- If a request for service under guarantee is not reported to the manufacturer before or at the latest at the same time that the product is send back to the manufacturer.
- If no original Audipack parts are used for replacement.

The product check-up may only be performed by atrained mechanical engineer.



Check 1

(6 month check up)

Product : _____ (example PCL-5050-1)

Serial number : _____

Installation date : _____

Service engineer : _____

		Checked yes / no	Remarks
1	Lift to ceiling mounting points.		
2	Scissor mounting points, no unusual play and tolerances found.		
3	Fixing points of the motor and steel cables (all 4 attachments). Hoisting cables neatly organized on the motor drum (see manual). No cable damaged or split.		
4	Mounting bolts of the attached equipment to the lift.		
5	All hinges / joints (oil them if needed), no unusual play and tolerances found.		
6	Mounting bolts of the attached equipment to the lift.		
7	General functioning of the system. (End switch function, smooth motor running).		
8	Projector (power + signal) cables are free from scissors and moving parts.		

See image line up for check points.

Note: Moving (turning) parts of the lift-system are never to be fastened tight.
When damaged or loosened parts are detected notify your supplier.

The periodic Service-Report (see appendix) has to be performed every 6 months and a copy mailed to:

AUDIPACK
Attn. Support department
Industriestraat 2
2751 GT Moerkapelle
The Netherlands
support@audipack.com



Check 2

(12 month check up)

Product : _____ (example PCL-5050-1)

Serial number : _____

Installation date : _____

Service engineer : _____

		Checked yes / no	Remarks
1	Lift to ceiling mounting points.		
2	Scissor mounting points, no unusual play and tolerances found.		
3	Fixing points of the motor and steel cables (all 4 attachments). Hoisting cables neatly organized on the motor drum (see manual). No cable damaged or split.		
4	Mounting bolts of the attached equipment to the lift.		
5	All hinges / joints (oil them if needed), no unusual play and tolerances found.		
6	Mounting bolts of the attached equipment to the lift.		
7	General functioning of the system. (End switch function, smooth motor running).		
8	Projector (power + signal) cables are free from scissors and moving parts.		

See image line up for check points.

Note: Moving (turning) parts of the lift-system are never to be fastened tight.
When damaged or loosened parts are detected notify immediately your supplier.

The periodic Service-Report (see appendix) has to be performed every 6 months and a copy mailed to:

AUDIPACK
Attn. Support department
Industriestraat 2
2751 GT Moerkapelle
The Netherlands
support@audipack.com



Check 3

(18 month check up)

Product : _____ (example PCL-5050-1)

Serial number : _____

Installation date : _____

Service engineer : _____

		Checked yes / no	Remarks
1	Lift to ceiling mounting points.		
2	Scissor mounting points, no unusual play and tolerances found.		
3	Fixing points of the motor and steel cables (all 4 attachments). Hoisting cables neatly organized on the motor drum (see manual). No cable damaged or split.		
4	Mounting bolts of the attached equipment to the lift.		
5	All hinges / joints (oil them if needed), no unusual play and tolerances found.		
6	Mounting bolts of the attached equipment to the lift.		
7	General functioning of the system. (End switch function, smooth motor running).		
8	Projector (power + signal) cables are free from scissors and moving parts.		

See image line up for check points.

Note: Moving (turning) parts of the lift-system are never to be fastened tight.
When damaged or loosened parts are detected notify immediately your supplier.

The periodic Service-Report (see appendix) has to be performed every 6 months and a copy mailed to:

AUDIPACK
Attn. Support department
Industriestraat 2
2751 GT Moerkapelle
The Netherlands
support@audipack.com



Check 4

(24 month check up)

Product : _____ (example PCL-5050-1)

Serial number : _____

Installation date : _____

Service engineer : _____

		Checked yes / no	Remarks
1	Lift to ceiling mounting points.		
2	Scissor mounting points, no unusual play and tolerances found.		
3	Fixing points of the motor and steel cables (all 4 attachments). Hoisting cables neatly organized on the motor drum (see manual). No cable damaged or split.		
4	Mounting bolts of the attached equipment to the lift.		
5	All hinges / joints (oil them if needed), no unusual play and tolerances found.		
6	Mounting bolts of the attached equipment to the lift.		
7	General functioning of the system. (End switch function, smooth motor running).		
8	Projector (power + signal) cables are free from scissors and moving parts.		

See image line up for check points.

Note: Moving (turning) parts of the lift-system are never to be fastened tight.
When damaged or loosened parts are detected notify immediately your supplier.

The periodic Service-Report (see appendix) has to be performed every 6 months and a copy mailed to:

AUDIPACK
Attn. Support department
Industriestraat 2
2751 GT Moerkapelle
The Netherlands
support@audipack.com



Check 5

(30 month check up)

Product : _____ (example PCL-5050-1)

Serial number : _____

Installation date : _____

Service engineer : _____

		Checked yes / no	Remarks
1	Lift to ceiling mounting points.		
2	Scissor mounting points, no unusual play and tolerances found.		
3	Fixing points of the motor and steel cables (all 4 attachments). Hoisting cables neatly organized on the motor drum (see manual). No cable damaged or split.		
4	Mounting bolts of the attached equipment to the lift.		
5	All hinges / joints (oil them if needed), no unusual play and tolerances found.		
6	Mounting bolts of the attached equipment to the lift.		
7	General functioning of the system. (End switch function, smooth motor running).		
8	Projector (power + signal) cables are free from scissors and moving parts.		

See image line up for check points.

Note: Moving (turning) parts of the lift-system are never to be fastened tight.
When damaged or loosened parts are detected notify immediately your supplier.

The periodic Service-Report (see appendix) has to be performed every 6 months and a copy mailed to:

AUDIPACK
Attn. Support department
Industriestraat 2
2751 GT Moerkapelle
The Netherlands
support@audipack.com



Check 6

(36 month check up)

Product : _____ (example PCL-5050-1)

Serial number : _____

Installation date : _____

Service engineer : _____

		Checked yes / no	Remarks
1	Lift to ceiling mounting points.		
2	Scissor mounting points, no unusual play and tolerances found.		
3	Fixing points of the motor and steel cables (all 4 attachments). Hoisting cables neatly organized on the motor drum (see manual). No cable damaged or split.		
4	Mounting bolts of the attached equipment to the lift.		
5	All hinges / joints (oil them if needed), no unusual play and tolerances found.		
6	Mounting bolts of the attached equipment to the lift.		
7	General functioning of the system. (End switch function, smooth motor running).		
8	Projector (power + signal) cables are free from scissors and moving parts.		

See image line up for check points.

Note: Moving (turning) parts of the lift-system are never to be fastened tight.
When damaged or loosened parts are detected notify immediately your supplier.

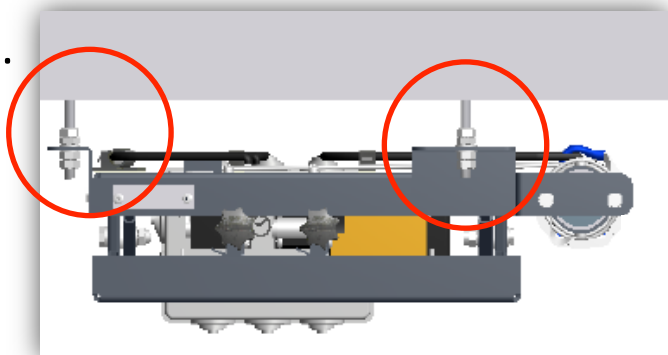
The periodic Service-Report (see appendix) has to be performed every 6 months and a copy mailed to:

AUDIPACK
Attn. Support department
Industriestraat 2
2751 GT Moerkapelle
The Netherlands
support@audipack.com


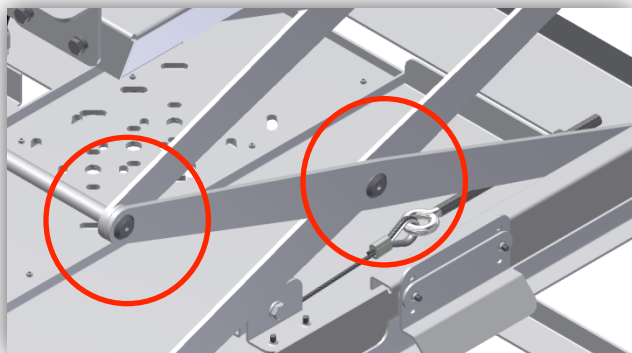


Image line up product check.



1.




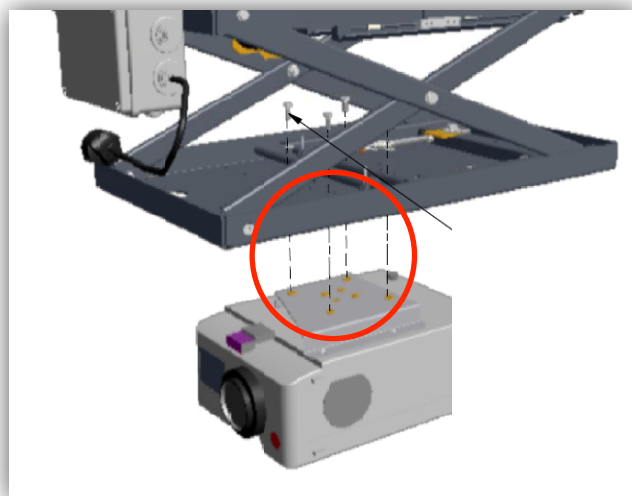
2.



3.



4.



Audipack's general conditions of sales and delivery apply to all of Audipack's deliveries. These conditions can be downloaded from Audipack's website, www.audipack.com, or will be sent by post on request.

Audipack liefert ausschließlich unter die allgemeine Verkauf- und Lieferungsbedingungen von Audipack. Diese Bedingungen sind zum downloaden verfügbar auf die Webseite von Audipack, www.audipack.com, oder werden Ihnen auf Anfrage per Post gesendet.

Alle leveringen geschieden uitsluitend volgens de Algemene Verkoop- en Leveringsvoorwaarden van Audipack. Een afschrift hiervan kunt u downloaden van de website van Audipack, www.audipack.com, of wordt u op aanvraag gestuurd per post.

Les conditions de vente et de livraison de Audipack s'appliquent à tous les livraisons de Audipack. Cette conditions sont disponible sur le site internet de Audipack, www.audipack.com, où seront envoyé par poste sur demande.

AUDIPACK

Industriestraat 2-4
2751 GT Moerkapelle
the Netherlands

Tel: +31(0)795931671
Fax: +31(0)795933115
Email: audipack@audipack.com

www.audipack.com

Audipack reserves the right to make changes in specifications and other information contained in this document without prior written notice. The information provided herein is subject to change without notice. In no event shall Audipack be liable for any incidental, special, indirect, or consequential damages whatsoever, including but not limited to lost profits, arising out of or related to this manual or the information contained herein, even if Audipack has been advised of, known, or should have known, the possibility of such damages.